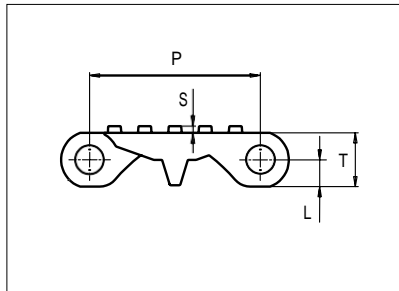





# Plastic Modular Belt

Series **uni MPB** Type **N**



Straight running belt  
 Nominal pitch: 50.8 mm (2.00 in)  
 Surface type: No Cling  
 Surface opening: Closed  
 Backflex radius: 65.0 mm (2.6 in)  
 Pin diameter: 8.0 mm (0.31 in)

<b>Belt material &amp; color</b>	PE- <b>N</b>		<b>mm</b>	<b>in</b>		<b>mm</b>	<b>in</b>
<b>Pin material &amp; color</b>	PE- <b>W</b>	<b>P (Nominal)</b>	50.8	2.00	<b>S</b>	2.0	0.08
		<b>L</b>	8.0	0.31	<b>T</b>	16.0	0.63

Non standard material and color: See uni Material and Color Overview.

Alternative pin and lock materials: Pin: PA6.6 **N** PP **W** PE **W** PBT **LG** SS304 Lockpin: PA6.6 **B** PBT **LG** Trilock: PA6.6 **N**

uni MPB N is available with a molded indent of 35.0 mm (1.38 in) in both sides.

Belt width		Permissible tensile force (Belt/pin material)		Belt weight (Belt/pin material)		*Min. No. drive sprocket per shaft	Number of wear strips (Min. No.)	
		PE-I/PE		PE-I/PE			**Carry (pcs)	**Return (pcs)
mm	in	N	lbf	kg/m	lb/ft			
151	5.9	1963	441	1.3	0.89	2	2	2
202	8.0	2626	590	1.8	1.19	2	2	2
252	9.9	3276	736	2.2	1.49	2	2	2
302	11.9	3926	883	2.7	1.79	3	3	2
353	13.9	4589	1032	3.1	2.09	3	3	2
403	15.9	5239	1178	3.5	2.38	3	3	2
453	17.8	5889	1324	4.0	2.68	4	4	2
504	19.8	6552	1473	4.4	2.98	4	4	2
554	21.8	7202	1619	4.9	3.28	4	4	2
604	23.8	7852	1765	5.3	3.57	5	5	3
655	25.8	8515	1914	5.8	3.87	5	5	3
705	27.8	9165	2060	6.2	4.17	5	5	3
755	29.7	9815	2206	6.6	4.47	6	6	3

Additional standard belt widths are available in steps of 50.3 mm (1.98 in.) Additional non-standard belt widths are available in steps of 16.8 mm (0.66 in).

1963	77.3	25519	5737	17.3	11.61	14	14	7
------	------	-------	------	------	-------	----	----	---

Additional standard belt widths are available in steps of 50.3 mm (1.98 in.) Additional non-standard belt widths are available in steps of 16.8 mm (0.66 in).

2970	116.9	38610	8680	26.1	17.56	20	20	10
------	-------	-------	------	------	-------	----	----	----

General belt tolerance is +0/-0.4% at 23°C/73°F and 50% RH. For exact belt width contact Customer Service. Non standard belt width on request.

\*Max. Load per Drive Sprocket. Belt material: POM-DI with snub roller 2000 N (450 lbf) without snub roller 1250 N (281 lbf).

\*\*Max. Spacing between wear strips, Carry: 152.0 mm (6.00 in); Return: 304.0 mm (12.00 in).

= Single Link



Distribué par :




STANDARD

STRAIGHT RUNNING

PITCH 50.8 MM/2.00 IN

## Accessories

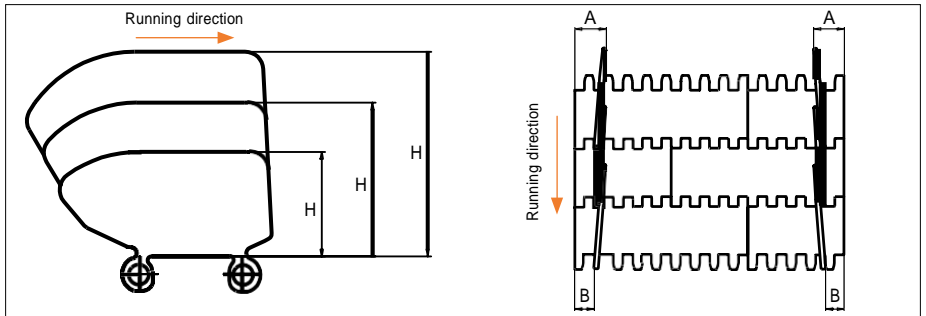
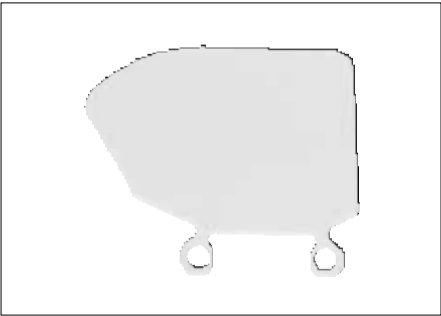
### Flight



See separate uni MPB series Flight datasheet.

## Accessories

### Side Guard



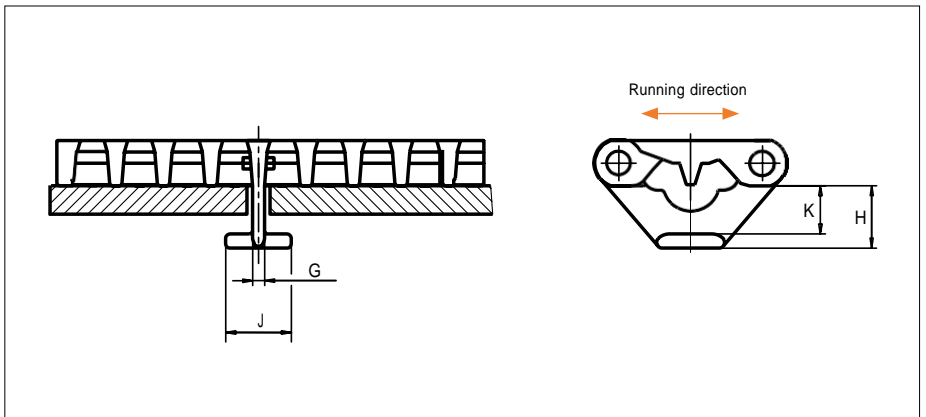
Type	Side Guard Material & color	H		A		B	
		mm	in	mm	in	mm	in
Closed	PE-I <span style="background-color: #0070C0; color: white; padding: 2px;">B</span> <span style="background-color: #FFD700; color: black; padding: 2px;">N</span>	50.8	2.00	32.0	1.26	16.0	0.63
	PP-I <span style="background-color: #FFD700; color: black; padding: 2px;">W</span> <span style="background-color: #0070C0; color: white; padding: 2px;">B</span>	76.2	3.00				
		101.6	4.00				

\*34.0 mm (1.34 in) combined with flight. Increment: 8.4 mm (0.33 in).

Note: Backflex radius when Side Guard are used: 200.0 mm (7.90 in).

## Accessories

### Tab



Type	Tab Material & color	G		J		K		H	
		mm	in	mm	in	mm	in	mm	in
Bottom Hold Down	POM-DI <span style="background-color: #FFD700; color: black; padding: 2px;">W</span>	4.2	0.17	23.2	0.91	17.0	0.67	22.0	0.87

Note: When using tabs, please verify sufficient clearance to the shaft. Max. shaft diameter = Sprocket pitch diameter - 63.5 mm (2.50 in). When using square shafts, please verify that the diagonal does not exceed max. diameter. Example: Sprocket z = 6: Max. shaft diameter 101.6 - 63.5 =  $\varnothing$ 38.1 mm (4.00 - 2.50 =  $\varnothing$ 1.4 in).

Note: When using a belt system with tabs, the temperature should be constant. Please note that the tabs are not always placed in the middle of the belt.

Non Standard material and color: See uni Material and Color Overview.

## Sprocket

No of teeth	Bore size										Overall diameter		Pitch-diameter		Hub-diameter		Dimension A		Dimension B		Single row/One way	Double row/Two way	Molded PA6 LG	Machined PA6 N
	Pilot bore	in			mm																			
		mm	25.4	30.0	31.8	38.1	40.0	60.0	63.5	90.0														
Z06	✓	●	●	●	■	●	■				99.5	3.92	101.6	4.00	65.0	2.56	36.0	1.42	59.3	2.33	✓		✓	
Z08	✓	●	●	●	■	●	■	■			132.9	5.23	132.8	5.23	70.0	2.75	53.3	2.10	74.9	2.94	✓	✓ <sup>1</sup>	✓	
Z10	✓		1	1	1	1	■	2	2		166.3	6.55	164.4	6.47	<sup>1</sup> 70.0 <sup>2</sup> 120.0	2.75 4.72	70.2	2.76	90.7	3.57	✓	✓	✓	
Z12	✓		1	1	1	1	■	2	2	3	198.6	7.82	196.3	7.73	<sup>1</sup> 70.0 <sup>2</sup> 120.0 <sup>3</sup> 164.0	2.75 4.72 6.45	86.8 86.8	3.42 3.42	106.6 106.6	4.19 4.19	1+2 ✓	2+3 ✓	✓	
Z16	✓		2	2	2	2	■	3	2	3	263.8	10.39	260.4	10.25	<sup>1</sup> 150.0 <sup>2</sup> 164.0 <sup>3</sup> 200.0	5.90 6.45 7.87	119.7	4.71	138.7	5.46	1 ✓	2+3 ✓	✓	✓

● Molded sprocket    ■ Molded sprocket    ■ Machined sprocket



Other sprocket sizes are available upon request.  
 Other bore sizes on sprockets are available upon request.  
 Round bores are always delivered with keyway.  
 Max. load per sprocket shown does not take bore size into account.  
 Please also ensure that sufficient size shaft is chosen for corresponding load.

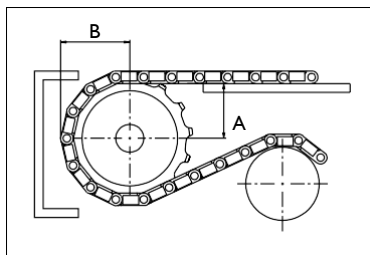
Width of tooth = Single row: 9.5 mm (0.37 in)  
 = Double row: 17.8 mm (0.70 in)

Width of One-part sprocket = Single row: 42.3 mm (1.66 in)  
 = Double row: 42.3 mm (1.66 in)  
 = <sup>3</sup>Double row: 50.0 mm (1.96 in)

## uni UltraClean Two-Part Sprocket

No. of teeth	Bore size				Overall diameter		Pitch-diameter		Hub-diameter		Dimension A		Dimension B		Single row/One way	Moulded PA6
	in		mm													
	mm	38.1	40.0	60.0	mm	in	mm	in	mm	in	mm	in	mm	in		
Z8		■	■		132.9	5.23	132.8	5.23	80.0	3.15	53.3	2.10	74.9	2.94	✓	✓
Z10		1	1	2	166.3	6.55	164.4	6.47	<sup>1</sup> 126.0 <sup>2</sup> 118.0	<sup>1</sup> 4.96 <sup>2</sup> 4.65	70.2	2.76	90.7	3.57	✓	✓
Z12		1	1	2	198.6	7.82	196.3	7.73	<sup>1</sup> 126.0 <sup>2</sup> 118.0	<sup>1</sup> 4.96 <sup>2</sup> 4.65	86.8	3.42	106.6	4.19	✓	✓

■ Moulded uni UltraClean TwoPart Sprocket



Width of UltraClean Two-part sprocket = Single row: 44.0 mm (1.73 in)  
 Width of UltraClean Two-part sprocket, tooth = Single row: 9.5 mm (0.37 in)

uni Retainer Rings: See uni Retainer Ring data sheet.  
 For correct sprocket position: See uni Assembly Instructions for uni MPB.  
 For more detailed sprocket information, contact Customer Service.

Ammeraal beltech – unichains - copimec

Distribué par :

