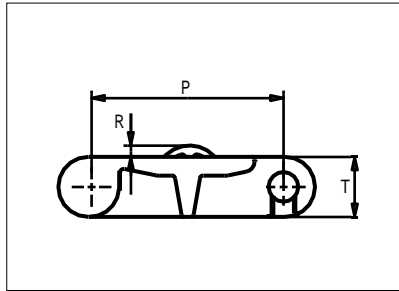


# Plastic Modular Belt

Series **uni RTB** Type **M1**



Straight running belt  
 Nominal pitch: 50.8 mm (2.00 in)  
 Surface type: Roller Top  
 Surface opening: Closed  
 Backflex radius: 65.0 mm (2.56 in)  
 uni Snap link (pinless)

Belt material & color	POM-S <b>B</b>	P	mm	in	T	mm	in
Roller material & color	POM-NL <b>G</b>	(Nominal)	50.8	2.00	16.0	0.63	
Cover plate material & color	POM-NL <b>B</b>	R	3.0	0.12	-	-	-
Pin for roller material & color	SS304	<b>Roller Positions</b>					

Non standard material and color: See uni Material and Color Overview.

Belt width		Permissible tensile force (Belt/pin material)		Belt weight (Belt/pin material)		*Min. No. drive sprocket per shaft	Number of wear strips (Min. No.)	
		POM-S		POM-S			**Carry (pcs)	**Return (pcs)
mm	in	N	lbf	kg/m	lb/ft			
153	6.0	4208	946	2.2	1.49	2	2	2
204	8.0	5611	1261	3.0	1.99	2	2	2
255	10.0	7014	1577	3.7	2.49	2	2	2
306	12.1	8417	1892	4.4	2.98	3	3	2
357	14.1	9821	2208	5.2	3.48	3	3	2
408	16.1	11224	2523	5.9	3.98	3	3	2
459	18.1	12627	2839	6.7	4.47	4	4	2
510	20.1	14031	3154	7.4	4.97	4	4	2
561	22.1	15434	3470	8.1	5.47	4	4	2
612	24.1	16837	3785	8.9	5.97	5	5	3
663	26.1	18240	4100	9.6	6.46	5	5	3

Additional standard belt widths are available in steps of 51.0 mm (2.01 in).

1989	78.3	54698	12296	28.8	19.38	14	14	7
------	------	-------	-------	------	-------	----	----	---


Additional standard belt widths are available in steps of 51.0 mm (2.01 in).

2958	116.5	81345	18286	42.9	28.82	20	20	10
------	-------	-------	-------	------	-------	----	----	----

General belt tolerance is +0/-0.4% at 23°C/73°F and 50% RH. For exact belt width contact Customer Service. Non standard belt width on request.

\*Max. Load per Drive Sprocket. Belt material: POM-S 2000 N (450 lbf).

\*\*Max. Spacing between wear strips, Carry: 152.0 mm (6.00 in); Return: 304.0 mm (12.00 in).

 = Single Link



Distribué par :



## Sprocket

No. of teeth	Bore size								Overall diameter		Pitch-diameter		Hub-diameter		Dimension A		Dimension B		Single row/One way	Molded PA6	Machined PA6 N
	Pilot bore		1.00	1.18	1.25	1.50	1.57	2.36													
	mm	in																			
Z08	✓	●	●	●	■	■			132.9	5.23	132.8	5.23	65.0	2.56	53.3	2.10	74.6	2.93	✓	✓	
Z10	✓		●	●	■	■			166.3	6.55	164.4	6.47	65.0	2.56	70.2	2.76	90.4	3.56	✓	✓	
Z10							■	■	166.3	6.55	164.4	6.47	120.0	4.72	70.2	2.76	90.4	3.56	✓	✓	
Z12	✓		●	●	■	■			198.6	7.82	196.3	7.73	65.0	2.56	86.8	3.42	106.3	4.18	✓	✓	
Z12							■	■	198.6	7.82	196.3	7.73	120.0	4.72	86.8	3.42	106.3	4.18	✓	✓	
Z16	✓		●	●	■	■	■	■	263.8	10.39	260.4	10.25	150.0	5.90	119.7	4.71	138.3	5.44	✓		✓

● Molded sprocket

■ Machined sprocket

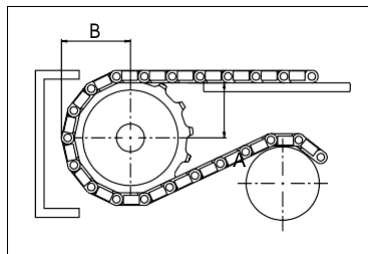


Other sprocket sizes are available upon request.  
 Other bore sizes on sprockets are available upon request.  
 Round bores are always delivered with keyway.  
 Max. load per sprocket shown does not take bore size into account.  
 Please also ensure that sufficient size shaft is chosen for corresponding load.  
 Width of tooth = Single row: 9.5 mm (0.37 in)  
 Width of One-part sprocket = Single row: 42.3 mm (1.67 in)

## uni UltraClean Two-Part Sprocket

No. of teeth	Bore size				Overall diameter		Pitch-diameter		Hub-diameter		Dimension A		Dimension B		Single row/One way	Moulded PA6
	in	1.50	1.57	2.36												
	mm	38.1	40.0	60.0	mm	in	mm	in	mm	in	mm	in				
Z8		■	■		132.9	5.23	132.8	5.23	80.0	3.15	53.3	2.10	74.9	2.94	✓	✓
Z10		1 ■	1 ■	2 ■	166.3	6.55	164.4	6.47	1126.0 2118.0	44.96 24.65	70.2	2.76	90.7	3.57	✓	✓
Z12		1 ■	1 ■	2 ■	198.6	7.82	196.3	7.73	1126.0 2118.0	44.96 24.65	86.8	3.42	106.6	4.19	✓	✓

■ Moulded uni UltraClean TwoPart Sprocket



Width of UltraClean Two-part sprocket = Single row: 44.0 mm (1.73 in)  
 Width of UltraClean Two-part sprocket, tooth = Single row: 9.5 mm (0.37 in)

uni Retainer Rings: See uni Retainer Ring data sheet.  
 For correct sprocket position: See uni Assembly Instructions for uni RTB.  
 For more detailed sprocket information, contact Customer Service.